

# Sosialisasi Sertifikasi Oracle Academy

JTI - Polinema

The logo for Oracle Academy, featuring the word "ORACLE" in white uppercase letters on a red rectangular background, followed by the word "ACADEMY" in black uppercase letters on a white background.

**ORACLE** ACADEMY

# Oracle Academy

Merupakan salah satu program dari Oracle untuk mendorong pendidikan computer science pada skala global

Oracle Academy bertekad memajukan pendidikan computer science untuk mendorong perkembangan pengetahuan, inovasi, keterampilan, dan keragaman di bidang teknologi

Memberikan dukungan penuh bagi siswa maupun guru guna keberhasilan dalam pembelajaran computer science

# Sertifikasi

Sertifikasi dari ORACLE Academy untuk bidang keahlian Java dan Database

Kurikulum:

- Java Programming

- DB Design and Programming with SQL

# Pelaksanaan

Self-study selama 3 minggu dimulai dari sekarang

7 Desember 2016 s/d 4 Januari 2018

Mempelajari materi dari Oracle Academy

Mengerjakan soal-soal quiz

Final Exam akan dilaksanakan awal Januari 2018

# Cara Mengakses Materi

Login di <http://ilearning.oracle.com>

Username dan password akan diberikan

Membuka dan mempelajari materi

Mengerjakan Quiz

Anda boleh mengulang quiz sampai berapa kalipun dan tidak ada batasan waktu

Final exam dikerjakan SETELAH ADA INSTRUKSI

Dikerjakan bersama-sama dan terjadwal di kampus

# Tahap yang perlu dilakukan oleh mahasiswa

1. Daftar sebagai Individual Member ke [Oracle Academy](https://academy.oracle.com) (<https://academy.oracle.com>)
2. Mengisi data Kelas, NIM, Nama dan Email di form berikut ini: <https://goo.gl/forms/vbNmVe7PerWPU0lr2>  
Paling lambat tgl 11 Desember 2017
3. Sambil menunggu akun iLearning, mahasiswa bisa me-refresh materi seperti pada file terlampir.
4. Setelah mendapatkan akun iLearning, mahasiswa bisa mulai mempelajari materi dan mengerjakan semua quiz yang ada.
5. Mahasiswa mengerjakan Final Exam di kampus sesuai dengan jadwal.

# Yang akan didapat mahasiswa

Akses konten pembajaran

Bisa diakses dari luar kampus, mandiri) dan ujian lewat iLearning (kolektif di kampus)

Sertifikat Course Completion

Jika selesai mempelajari dan mengerjakan SEMUA quiz dan materi

Sertifikat Award of Achievement

Jika lulus dalam final exam

# Sertifikat Course Completion

**ORACLE** ACADEMY

AWARD *of* COURSE COMPLETION

Java Foundations

PRESENTED TO

RATIH AMELIA DWI HANDAYANTI

FOR SATISFACTORY COMPLETION OF ALL  
COURSEWORK AND TRAINING

November 25, 2016

  
RIDWAN RISMANTO, S.ST., M.KOM  
Oracle Academy Instructor



# Sertifikat Award of Achievement

**ORACLE** ACADEMY

## AWARD *of* ACHIEVEMENT

PRESENTED TO

**TANTI OKVIKINDIA**

FOR SUCCESSFULLY COMPLETING THE ORACLE ACADEMY

**Java Foundations**

FINAL EXAM

November 25, 2016

  
RIDWAN RISMANIO, S.ST., M.KOM

Oracle Academy Instructor

# Login: http://ilearning.oracle.com

The screenshot shows a web browser window with the URL `http://ilearning.oracle.com/ilearn/en/learner/jsp/login.jsp`. The page features the Oracle iLearning logo and navigation tabs for Catalog, Home, Calendar, and Profile. A 'Login' tab is active. On the left, there is a 'Login' form with fields for Username (filled with 'ridwan\_rismanto'), Password (masked with dots), and Site (filled with 'OracleAcad'). There is a 'Remember My Password' checkbox and a 'Login' button. Below the form is a link for 'Forgot Password?'. In the center, a 'Welcome to Oracle iLearning' message is displayed, with a highlighted box containing instructions for Oracle University Knowledge Center subscribers and employees. On the right, an 'Announcements' section lists several updates, including a link to 'Tell me more about Oracle iLearning' and information about the current version (6.0) and supported languages. At the bottom left, there is a 'Guest Login' form with a 'Site' field and a 'Login' button. At the bottom center, there is a photograph of three people (two men and one woman) looking at a laptop screen.

Training | Self-Study x Login x

Not secure | ilearning.oracle.com/ilearn/en/learner/jsp/login.jsp

ORACLE® iLearning

Help

Catalog Home Calendar Profile

Login

**Login**

Username:

Password:

Site:

Remember My Password

[Forgot Password?](#)

**Welcome to Oracle iLearning**

**Attention Oracle University Knowledge Center Subscribers:**  
Click [here](#) and to continue accessing your online training courses. Sign-in using your Single Sign-On username and password if prompted.


**Oracle Employees:** To access your online training courses Click [here](#) and login to Oracle University Knowledge Center.

**Announcements**

- [Tell me more about Oracle iLearning](#)
- Current iLearning Version 6.0
- Oracle iLearning now available in Brazilian Portuguese, English, French, German, Italian, Norwegian, Spanish, Simplified Chinese, Traditional Chinese, Polish, Korean, Japanese, Danish, Dutch, Swedish, Hungarian, Czech, Turkish and Finnish.
- [Looking for Oracle University Knowledge Center?](#)

**Guest Login**

Site:



# Pilih Materi

**ORACLE Academy**

Admin Help Logout

Catalog Home Profile Manager

Overview Learning Paths Self-Paced Scheduled Chats Forums

**Search Catalog**

Go

Exact phrase  
[Advanced Search...](#)

**Browse Catalog**

**My Learning**

Ridwan Rismanto

Filter: student  Include Completed Offerings Go

Previous 1 - 5 of 8 Next

Play	Offering	Start Date	Enrolled	Player Status
	<a href="#">Java Programming - Student - English</a>	7/31/16	7/31/16	2 of 27 Completed
	<a href="#">Java Fundamentals - Student - English</a>	8/17/17	8/18/17	1 of 29 Completed
	<a href="#">Java Foundations - Student - English</a>	8/17/17	8/18/17	Not Attempted
	<a href="#">Oracle Application Express - Application Development Foundations - Student - English</a>	8/17/17	9/5/17	Not Attempted
	<a href="#">Database Foundations - Student - English</a>	7/31/16	12/6/17	Not Attempted

**Announcements**

- Oracle Academy Classroom Technical Requirements
- NEW!! Final (End of Semester) Exams Available for All Courses
- 2017-2018 Curriculum Release - Important Announcement!!
- NEW!! Oracle Application Express - Application Development Foundations

Tekan tombol play untuk membuka materi

# Materi

The image shows a web browser window displaying the Oracle iLearning Java Programming course. The browser tabs include 'Training | Self', 'Java Program', and several 'Untitled' documents. The address bar shows the URL: [ilearning.oracle.com/ilearn/en/learner/jsp/player.jsp?rco\\_id=1705565673&classroom\\_id=1850075011&scorm\\_attempt=1512602259860...](https://ilearning.oracle.com/ilearn/en/learner/jsp/player.jsp?rco_id=1705565673&classroom_id=1850075011&scorm_attempt=1512602259860...)

The page title is 'Java Programming - Student - English'. The 'Outline' sidebar on the left lists the course structure:

- Java Programming - Student - English
  - Curriculum
    - Section 0 - Course Resources** (highlighted with a red dashed box)
    - Section 1 - Introduction - Student
    - Section 2 - Classes, Generics, and Collection
    - Section 3 - Strings, Recursion, and I/O - Student
    - Section 4 - Deploying an Application - Student
  - Java Programming Prerequisite Exams
    - Java Fundamentals Midterm Exam
    - Java Fundamentals Final Exam
  - Quizzes and Exams

The main content area, titled 'ENG\_JP\_50\_S', displays 'Section 0 - Course Resources'. It features a corkboard graphic with three sticky notes:

- Java Programming Course Resources
- Java Programming - Course Programming Project
- Course Icon Map - Student Course

A red box highlights the text 'Pilih Introduction' with a red arrow pointing to 'Section 1 - Introduction - Student' in the outline. At the bottom of the page, there are navigation buttons: '< PREV' and 'NEXT >'.

# Materi

The screenshot shows a web browser window with the Oracle Academy Java Programming course player. The browser tabs include 'Training | Self', 'Java Program', and several 'Untitled' files. The address bar shows the URL: `ilearning.oracle.com/ilearn/en/learner/jsp/player.jsp?rco_id=1705565673&classroom_id=1850075011&scorm_attempt=1512602259860...`. The page title is 'Java Programming - Student - English'. The main content area displays the course outline for 'Section 1 - Introduction'. The Oracle Academy logo is prominently featured. A red arrow points to the 'Section 1 - Introduction' text in the main content area. At the bottom of the player, there are navigation buttons: '< PREV Lesson' and 'NEXT Lesson >'. The 'NEXT Lesson >' button is highlighted with a red dashed box. A red callout box with the text 'Klik NEXT Lesson' has an arrow pointing to the 'NEXT Lesson >' button. The left sidebar shows the course outline with 'Section 1 - Introduction' selected.

Training | Self x Java Program x Untitled x Untitled x JP - S1L2 - W x JP - S1L1 - Fu x JP - S2L1 - Ja x

ilearning.oracle.com/ilearn/en/learner/jsp/player.jsp?rco\_id=1705565673&classroom\_id=1850075011&scorm\_attempt=1512602259860...

Java Programming - Student - English Outline

ENG\_JP\_S1\_S

**Section 1 - Introduction**

Welcome

**ORACLE** ACADEMY

**Welcome to Java Programming**

Section 0 - Course Resources

**Section 1 - Introduction**

Section 2 - Classes, Generics, and Collections  
Section 3 - Strings, Recursion, and I/O  
Section 4 - Deploying an Application

1 2

< PREV Lesson NEXT Lesson >

Klik NEXT Lesson

# Materi

Training x Java Pro x JP - S1L x Untitled x Untitled x Untitled x JP - S1L x JP - S1L x JP - S2L x

ilearning.oracle.com/ilearn/en/learner/jsp/player.jsp?rco\_id=1705565673&classroom\_id=1850075011&scorm\_attempt=1512602259860...

Java Programming - Student - English Outline

ENG\_JP\_S1\_S




Section 1 - Introduction

1-1 Fundamentals of Java - What I should know

ORACLE ACADEMY

Klik icon ini untuk membuka materi

Penjelasan Icon:

-  Untuk membuka materi secara online
-  Untuk download pdf materi
-  Untuk download pdf soal praktikum

# Materi

The image shows a browser window displaying an Oracle Academy presentation. The browser tabs include 'Training | Self-Study', 'Java Programming - Stuc', and 'JP - S1L1 - Fundamentals'. The address bar shows the URL: [ilearningcontent.oracle.com/content/site/OracleAcad/ENG\\_JP\\_15\\_STUDENT/S1/S1L1/presentation.html](http://ilearningcontent.oracle.com/content/site/OracleAcad/ENG_JP_15_STUDENT/S1/S1L1/presentation.html). The presentation slide is titled 'JP - S1L1 - Fundamentals of Java - What I should know' and features the Oracle Academy logo. A left-hand menu lists 29 topics, with '3. Objectives' highlighted. The main content area is titled 'Objectives' and lists the topics covered in the lesson. At the bottom, there are navigation buttons for 'PREV' and 'NEXT', along with copyright information and a page number '3'.

ORACLE ACADEMY

JP - S1L1 - Fundamentals of Java - What I should know

Exit

Menu Notes

1. Oracle Academy
2. Java Programming
3. Objectives
4. Primitive Data Types
5. Primitive Data Types
6. Primitive Data Types
7. Declaring Variables and Us...
8. Strings
9. String Operations Example
10. compareTo Method
11. equals Method
12. Scanner
13. Relational Operators
14. Logic Operators
15. If Conditional Statement
16. if-else Statements with th...
17. While Loop
18. The do-while Loop
19. The for Loop
20. Array
21. Object Classes
22. Student Class Example
23. Constructor
24. Overloading Constructors
25. Constructor with Parame...
26. Components of a Method
27. Components of a Method
28. Class Methods
29. Accessor Methods

## Objectives

This lesson covers the following topics:

- Review of Java Primitives
- Review of Strings
- Review of Logical and Relational Operators
- Review of Conditional Statements
- Review of Program Control
- Review of Object Classes
- Review of Constructor and Method Overloading
- Review of Inheritance

ORACLE ACADEMY

JPS1L1  
Fundamentals of Java - What I should know

Copyright © 2015, Oracle and/or its affiliates. All rights reserved. 3

< PREV

NEXT >

# Quiz

The screenshot shows a web browser window with the URL `ilearning.oracle.com/ilearn/en/learner/jsp/player.jsp?rco_id=1705565673&classroom_id=1850075011&scorm_attempt=1512602259860...`. The page title is "Java Programming - Student - English". On the left, an "Outline" sidebar lists course sections. The "Quizzes and Exams" item is highlighted with a red dashed box, and a red arrow points to it from a text box. The main content area displays "Section 1 - Introduction" with a "Welcome" message and the Oracle Academy logo. Below the logo, it says "Welcome to Java Programming" and lists resources for the introduction and other sections. At the bottom, there are navigation buttons for "PREV Lesson" and "NEXT Lesson".

Training | Self-Study x Java Programming - Stud x JP - S1L1 - Fundamentals x

ilearning.oracle.com/ilearn/en/learner/jsp/player.jsp?rco\_id=1705565673&classroom\_id=1850075011&scorm\_attempt=1512602259860...

Java Programming - Student - English Outline

ENG\_JP\_S1\_S

Section 1 - Introduction

Welcome

ORACLE ACADEMY

Welcome to Java Programming

Resources

Introduction

Classes, Generics, and Collections

Section 3 - Strings, Recursion, and I/O

Section 4 - Deploying an Application

1 2

< PREV Lesson NEXT Lesson >

Expand (klik tanda +)  
pada Quizzes and Exam



# Quiz

The screenshot shows a web browser window with the Oracle Academy Java Programming course page. The browser tabs include 'Training | Self-Study', 'Java Programming - Stud...', and 'JP - S1L1 - Fundamentals...'. The address bar shows the URL: [ilearning.oracle.com/ilearn/en/learner/jsp/player.jsp?rco\\_id=1705565673&classroom\\_id=1850075011&scorm\\_attempt=1512602259860...](https://ilearning.oracle.com/ilearn/en/learner/jsp/player.jsp?rco_id=1705565673&classroom_id=1850075011&scorm_attempt=1512602259860...)

The page title is 'Java Programming - Student - English'. The 'Outline' sidebar on the left lists the course structure, with 'Section 1 - Introduction - Student' selected. A red dashed box highlights 'Section 1 Quiz' in the outline, with a red arrow pointing to it. The main content area displays 'Section 1 - Introduction' with a 'Welcome' message and the Oracle Academy logo. A red box highlights the 'Section 1 - Introduction' text in the main content area, with a red arrow pointing to it.

**Section 1 - Introduction**  
Welcome

**ORACLE ACADEMY**

**Welcome to Java Programming**

Section 0 - Course Resources

**Section 1 - Introduction**

1

< PREV Lesson    NEXT Lesson >

Klik untuk mulai mengerjakan quiz  
Note:  
Anda boleh mengulang quiz  
sampai berapa kali pun dan tidak  
ada batasan waktu